

# Digital Photo Printer

**Model:** DS-RX1 HS



## Safety Instructions

- Use only media and color ribbon supplied by the Pitsco Idea Shop in this printer.
- Do not block the vents. Heat could build up in the printer and cause a malfunction or fire.
- Do not stand on or place heavy objects on the printer. Also, do not use excessive force on the buttons, switches, terminals, etc. This could break the printer and cause injury to the user or others.
- If metal objects or liquids have fallen into the printer, and there is smoke, a strange odor, or any other apparent abnormality, immediately turn the power OFF, and unplug the power cord. Then contact Pitsco Idea Shop staff.
- Do not open the inside of the printer, disassemble internal parts, or modify the printer. It could cause electric shock, fire, or injury, or break the printer. For internal check-ups, adjustments, or repair, please contact Pitsco Idea Shop staff.
- Do not open the cover while printing. This could break the printer.
- Do not spill or spray liquids or chemicals into the printer.
- When printing continuously for long periods of time in a small room, be sure to ventilate properly.
- The thermal print head gets very hot. Do not touch after printing. There is a danger of burns.
- Do not touch the gear mechanisms. There is a danger of injury if fingers get caught in the spinning gears.
- Make certain the power is turned off before connecting/disconnecting the USB cable.


## Use Instructions

- Use only media and color ribbon supplied by the Pitsco Idea Shop in this printer.
- Contact Pitsco Idea Shop staff if printer is low on media (paper) or color ribbon..
- Detailed use information for printer operations and connectivity may be found in the [DNP Digital Photo Printer User Manual](#)
- Connect with Pitsco Idea Shop staff for additional assistance.

**[Front of Unit]**



**[Back of Unit]**



**[Side of Unit]**

